





# What is Included in a Culligan Quench Preventive Maintenance Service Call?

As part of Culligan Quench's comprehensive service program, a highly-trained, certified Quench technician will routinely conduct a 11-point inspection and maintenance service on your Culligan Quench machine to ensure your office drinking water, ice, and/or coffee is always clean and great-tasting.

				
Replace Water Filter	✓	✓	✓	✓
Inspect Storage Tanks & Tubing	✓	✓	✓	✓
Sanitize Storage Tanks & Other Internal Parts	✓	✓	✓	✓
Replace Ultraviolet Light & Components	✓		✓	
Inspect Internal Wiring	✓	✓	✓	✓
Inspect External Tubing	✓	✓	✓	✓
Clean the Outside of the Machine	✓	✓	✓	✓
Test Machine	✓	✓	✓	✓
Ice Machines Only Descale Ice-Making Areas		✓		
Coffee Brewers Only Descale Brew Head & Brew Chambers				✓
Sanitize Brew Head & Brew Chambers				✓
Sparkling Water Dispensers Only Check for CO <sub>2</sub> Gas Leaks to Prevent Product Loss				✓
Check CO <sub>2</sub> Regulator Pressure to Ensure Correct Blend of CO <sub>2</sub> and Water				✓
Check Product Dispensing Temperature & Pressure to Ensure Highest Product Quality				✓

## Tips on Keeping Culligan Quench Machines Sanitized Between PM Service Calls

- Wipe the entire exterior of the machine with a clean towel using non-abrasive disinfecting household cleaning spray.
- If your Culligan Quench machine has a drip tray, be sure to regularly empty the tray and wipe the interior and grill dry.
- Clean up any water around the base of the machine that may have spilled.

A Culligan Quench technician will perform a preventive maintenance service call yearly for water coolers and coffee brewers and two times a year for ice machines and most sparkling water coolers.

No matter what Culligan Quench machine you have, regular Culligan Quench preventive maintenance service calls ensure that it is operating properly and efficiently to provide fresh, filtered water, ice, and/or coffee.